




## Bathtub - Deque

Cascade tub spout for wall-mounted installation - black matte

Article number: 13 430 740-33

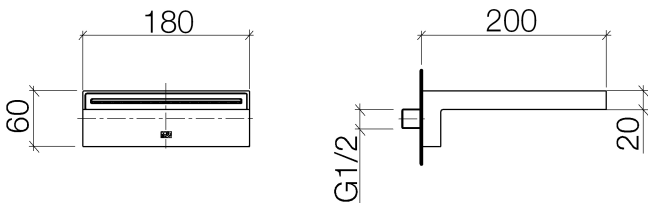
- 7-7/8" Projection
- Cascade
- Plate 7-1/8" x 2-3/8"
- 1-5/8" hole diameter
- 1/2" connection
- Plug-in connection mounting
- Water flow rate limited to max. 7 gpm
- Fittings group in compliance with DIN 4109: 2



black matte

Accessory is required for this item.

## Dimensional drawing



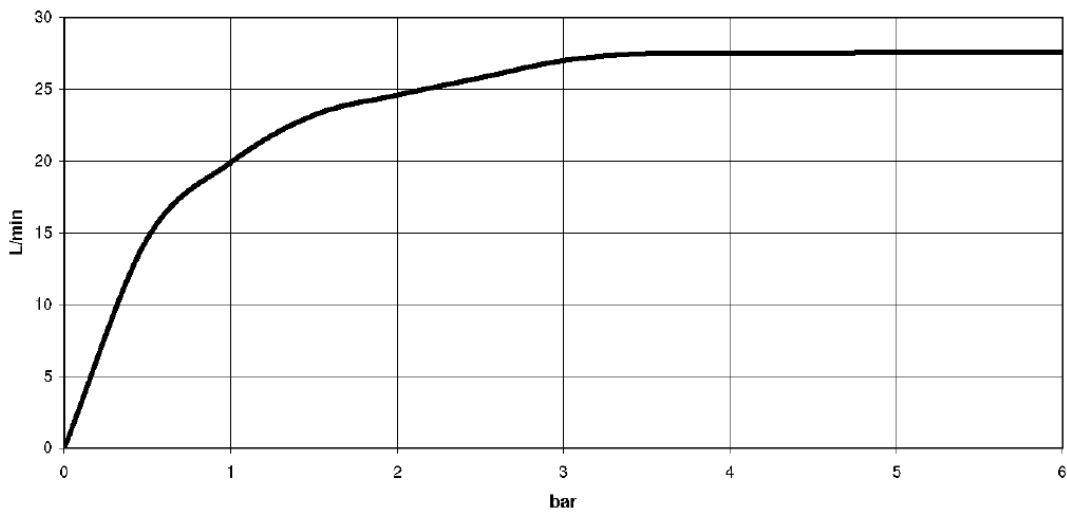
Bathtub - Deque

Cascade tub spout for wall-mounted installation - black matte

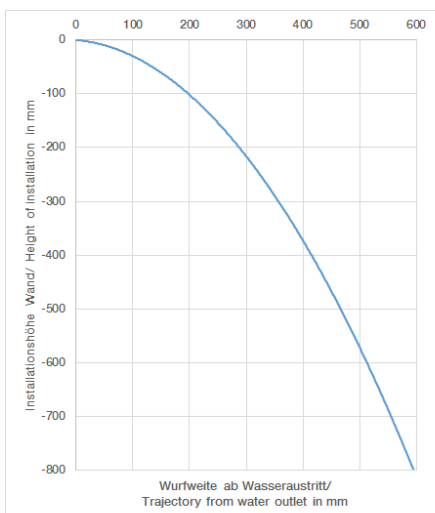
Article number: 13 430 740-33

All dimensions in mm / inch = mm x 0,0394

Flow rate chart



Trajectory length diagram





## Bathtub - Deque

Cascade tub spout for wall-mounted installation - black matte

Article number: 13 430 740-33

### Other surface finishes



polished chrome  
13 430 740-00



platinum matte  
13 430 740-06

More custom finish options are available via special production (xTra Service). Please see our finish matrix for availability and pricing or contact a Dornbracht representative.

### Required article



35 080 970-90 0010  
Rough-in adapter -

### Spare parts list

Number	Item Number	Designation	Number of units
--------	-------------	-------------	-----------------

